



# Chile Pepper Cross Country Festival

Agri Park  
Fayetteville, AR - University of Arkansas  
October 1-2, 2021



## Results

### Boys Open 5k

TEMPERATURE  
74 °

HUMIDITY  
84%


CONDITIONS  
CLOUDY

| PI | Athlete Name         |    | Affiliation         | 1Mi    | 1Mi PI | +/- | Time    | Pts |
|----|----------------------|----|---------------------|--------|--------|-----|---------|-----|
| 1  | Benjamin Tijerina    | 12 | Antonian Red        | 5:00.3 | 1      | —   | 16:07.8 | 1   |
| 2  | Ryan McLaughlin      | 12 | Harding Charter-OKC | 5:10.7 | 5      | ▲3  | 16:14.5 | 2   |
| 3  | Todd Worth           | 10 | Antonian Red        | 5:10.3 | 3      | —   | 16:34.1 | 3   |
| 4  | Zach Arnold          | 10 | Eudora              | 5:17.6 | 7      | ▲3  | 16:38.7 | 4   |
| 5  | Alexander Pena       | 12 | Antonian Red        | 5:10.4 | 4      | ▼1  | 16:51.4 | 5   |
| 6  | Caden Thurman        | 10 | Wolfe City          | 5:05.0 | 2      | ▼4  | 16:57.0 |     |
| 7  | Matthew Dunsworth    | 11 | Clarksville         | 5:12.7 | 6      | ▼1  | 17:14.4 | 6   |
| 8  | Mason Simpson        | 12 | Bentonville         | 5:22.1 | 12     | ▲4  | 17:18.0 | 7   |
| 9  | Cameron Langdon      | 9  | Mustang             | 5:24.3 | 16     | ▲7  | 17:19.5 | 8   |
| 10 | Trevor Rice          | 11 | Fayetteville        | 5:20.9 | 9      | ▼1  | 17:20.0 | 9   |
| 11 | Melecio Ortiz        | 11 | Antonian Red        | 5:28.2 | 24     | ▲13 | 17:24.2 | 10  |
| 12 | William Sulentich    | 11 | Antonian Red        | 5:21.0 | 10     | ▼2  | 17:25.7 | 11  |
| 13 | Thomas Hart          | 10 | Fayetteville        | 5:25.5 | 17     | ▲4  | 17:26.4 | 12  |
| 14 | Aidan Thomas         | 11 | Fayetteville        | 5:23.2 | 13     | ▼1  | 17:28.7 | 13  |
| 15 | Peyton Willis        | 12 | Festus              | 5:33.1 | 35     | ▲20 | 17:30.2 | 14  |
| 16 | Will Godwin          | 12 | Kirkwood            | 5:29.0 | 25     | ▲9  | 17:31.2 | 15  |
| 17 | Tyler McDoulett      | 11 | Jenks               | 5:23.8 | 14     | ▼3  | 17:36.6 | 16  |
| 18 | Ethan James          | 12 | Festus              | 5:18.3 | 8      | ▼10 | 17:37.3 | 17  |
| 19 | Elijah Anderson      | 10 | Rogers              | 5:31.4 | 27     | ▲8  | 17:38.2 | 18  |
| 20 | Justin Leathers      | 10 | Grapevine           | 5:35.2 | 42     | ▲22 | 17:38.4 | 19  |
| 21 | Sam Hays             | 10 | Owasso              | 5:36.6 | 47     | ▲26 | 17:38.7 | 20  |
| 22 | Mason Wokoma         | 10 | Antonian Red        | 5:26.5 | 19     | ▼3  | 17:40.0 | 21  |
| 23 | Ryan Kerr            | 9  | Grapevine           | 5:34.2 | 38     | ▲15 | 17:40.3 | 22  |
| 24 | Sean Worthman        | 12 | Haas Hall Academy   | 5:32.8 | 32     | ▲8  | 17:42.7 | 23  |
| 25 | Lane Lovitt          | 12 | Owasso              | 5:36.8 | 48     | ▲23 | 17:44.6 | 24  |
| 26 | Elijah Rivera-Campos | 9  | Hebron              | 5:34.9 | 41     | ▲15 | 17:44.9 |     |
| 27 | Stihl Snyder         | 12 | Poteau              | 5:31.8 | 29     | ▲2  | 17:46.1 | 25  |
| 28 | Cole Robertson       | 12 | Mustang             | 5:38.4 | 53     | ▲25 | 17:47.9 | 26  |
| 29 | Daniel Ratliff       | 11 | Bentonville         | 5:31.0 | 26     | ▼3  | 17:48.4 | 27  |
| 30 | Cesar Olivera        | 10 | Northside           | 5:47.7 | 91     | ▲61 | 17:48.9 | 28  |
| 31 | David Graham         | 12 | Bridgeland          | 5:24.1 | 15     | ▼16 | 17:50.1 | 29  |
| 32 | Grandon Grant        | 11 | Pea Ridge           | 5:46.0 | 78     | ▲46 | 17:50.3 | 30  |
| 33 | Kellun Kittrell      | 11 | Bentonville West    | 5:47.3 | 89     | ▲56 | 17:51.2 | 31  |
| 34 | Santiago Gurrola     | 11 | Fayetteville        | 5:21.9 | 11     | ▼23 | 17:51.3 | 32  |



# Chile Pepper Cross Country Festival

Agri Park  
Fayetteville, AR - University of Arkansas  
October 1-2, 2021




|    |                  |    |                  |        |     |     |         |    |
|----|------------------|----|------------------|--------|-----|-----|---------|----|
| 35 | George Orum      | 10 | Bentonville      | 5:26.4 | 18  | ▼17 | 17:54.2 | 33 |
| 36 | Daniel Sanderson | 12 | Clarksville      | 5:40.3 | 58  | ▲22 | 17:55.0 | 34 |
| 37 | Aidan Cole       | 9  | Festus           | 5:39.9 | 57  | ▲20 | 17:55.4 | 35 |
| 38 | Matthew Barborka | 10 | Grapevine        | 5:34.6 | 39  | ▲1  | 17:55.9 | 36 |
| 39 | Derrick Willson  | 12 | Mustang          | 5:45.8 | 76  | ▲37 | 17:56.9 | 37 |
| 40 | Alonzo Rangel    | 11 | Green Forest     | 5:27.2 | 22  | ▼18 | 17:57.1 | 38 |
| 41 | Ian Saffran      | 10 | Bentonville      | 5:36.1 | 46  | ▲5  | 17:57.4 | 39 |
| 42 | Steven Aguilar   | 11 | Kirkwood         | 5:48.3 | 93  | ▲51 | 17:57.5 | 40 |
| 43 | Michael Kostial  | 12 | Festus           | 5:49.1 | 97  | ▲54 | 17:57.7 | 41 |
| 44 | Tian Grant       | 10 | Pea Ridge        | 5:42.6 | 67  | ▲23 | 17:59.3 | 42 |
| 45 | Samuel Blake     | 10 | Bentonville      | 5:35.2 | 42  | ▼3  | 17:59.4 | 43 |
| 46 | Cody Loganbill   | 12 | Eudora           | 5:33.8 | 37  | ▼9  | 18:00.1 | 44 |
| 47 | David Marsh      | 10 | Fayetteville     | 5:32.2 | 30  | ▼17 | 18:00.2 | 45 |
| 48 | Taylor Davidson  | 12 | Fayetteville     | 5:37.6 | 50  | ▲2  | 18:01.1 | 46 |
| 49 | Hayden Quintero  | 12 | Gravette         | 5:37.8 | 51  | ▲2  | 18:02.4 |    |
| 50 | Elijah Levant    | 10 | Rogers           | 5:39.2 | 55  | ▲5  | 18:04.2 | 47 |
| 51 | Colin Yost       | 9  | Owasso           | 5:52.2 | 113 | ▲62 | 18:04.4 | 48 |
| 52 | Jadd Hashem      | 12 | Colleyville      | 5:33.6 | 36  | ▼16 | 18:04.8 | 49 |
| 53 | Gabriel Gomez    | 11 | Antonian Red     | 5:32.9 | 33  | ▼20 | 18:05.2 | 50 |
| 54 | Mark Mbekanya    | 11 | Bentonville West | 5:48.6 | 95  | ▲41 | 18:07.9 | 51 |
| 55 | Lucas Campbell   | 9  | Festus           | 5:53.2 | 120 | ▲65 | 18:08.1 | 52 |
| 56 | Jonas Staples    | 11 | Eudora           | 5:45.8 | 76  | ▲20 | 18:09.0 | 53 |
| 57 | Ezra Smith       | 10 | Kirkwood         | 5:41.0 | 59  | ▲2  | 18:09.8 | 54 |
| 58 | Eric Reed        | 11 | Owasso           | 5:37.5 | 49  | ▼9  | 18:10.2 | 55 |
| 59 | Alex Horn        | 11 | Rogers           | 5:56.4 | 140 | ▲81 | 18:10.4 | 56 |
| 60 | Caleb Newberry   | 12 | Edmond Santa Fe  | 5:32.6 | 31  | ▼29 | 18:10.8 | 57 |
| 61 | Gianpiero Lara   | 12 | Bridgeland       | 5:27.0 | 20  | ▼41 | 18:10.8 | 58 |
| 62 | Drew Finnigan    | 10 | Grapevine        | 5:43.4 | 70  | ▲8  | 18:11.1 | 59 |
| 63 | Ramiro Lucero    | 10 | Poteau           | 5:41.4 | 61  | ▼2  | 18:13.6 | 60 |
| 64 | Collin Kierce    | 11 | Bentonville West | 5:48.1 | 92  | ▲28 | 18:15.1 | 61 |
| 65 | Wyatt Conger     | 10 | Bridgeland       | 5:46.4 | 80  | ▲15 | 18:16.6 | 62 |
| 66 | Isaac Pohlmeier  | 9  | Ozark Catholic   | 5:35.3 | 44  | ▼22 | 18:17.1 | 63 |
| 67 | Rory Hafernack   | 10 | Antonian Red     | 5:49.6 | 100 | ▲33 | 18:17.6 |    |
| 68 | Dylan Laughton   | 9  | Rogers           | 5:37.8 | 51  | ▼17 | 18:17.7 | 64 |
| 69 | Andrew Hobbs     | 12 | Bentonville West | 5:50.0 | 102 | ▲33 | 18:17.9 | 65 |
| 70 | Nate Winn        | 10 | Mustang          | 5:54.7 | 127 | ▲57 | 18:18.5 | 66 |
| 71 | Henry Woods      | 9  | Rogers           | 5:41.4 | 61  | ▼10 | 18:20.0 | 67 |



# Chile Pepper Cross Country Festival

Agri Park  
Fayetteville, AR - University of Arkansas  
October 1-2, 2021



|     |                   |    |                    |        |     |      |         |     |
|-----|-------------------|----|--------------------|--------|-----|------|---------|-----|
| 72  | George Witman     | 10 | Colleyville        | 5:59.4 | 155 | ▲83  | 18:21.5 | 68  |
| 73  | Russell Haggard   | 10 | Fayetteville       | 5:50.7 | 105 | ▲32  | 18:21.8 | 69  |
| 74  | Alex Clobes       | 10 | Eudora             | 6:06.7 | 187 | ▲113 | 18:21.9 | 70  |
| 75  | Brynen Johnson    | 12 | Festus             | 5:33.0 | 34  | ▼41  | 18:21.9 | 71  |
| 76  | Paco Rangel       | 12 | Green Forest       | 5:27.9 | 23  | ▼53  | 18:22.4 | 72  |
| 77  | Peyton Ferkel     | 9  | Kirkwood           | 5:53.8 | 124 | ▲47  | 18:23.0 | 73  |
| 78  | Nicholas Wheeler  | 9  | Founders Classical | 5:45.4 | 74  | ▼4   | 18:23.6 | 74  |
| 79  | Truman Suh        | 9  | Grapevine          | 5:49.9 | 101 | ▲22  | 18:23.7 | 75  |
| 80  | Carson Jackson    | 10 | Rogers Heritage    | 5:51.1 | 107 | ▲27  | 18:24.0 | 76  |
| 81  | Wesley Wilson     | 10 | Gravette           | 5:47.2 | 88  | ▲7   | 18:24.6 |     |
| 82  | Mason Gansz       | 12 | Farmington         | 5:45.3 | 73  | ▼9   | 18:24.9 | 77  |
| 83  | Inertia Mugethi   | 11 | Farmington         | 5:47.3 | 89  | ▲6   | 18:25.5 | 78  |
| 84  | Leif Sawyer       | 12 | Har-Ber            | 5:55.9 | 137 | ▲53  | 18:25.5 | 79  |
| 85  | Carson Fincher    | 9  | Mustang            | 5:57.3 | 144 | ▲59  | 18:25.8 | 80  |
| 86  | Peter Desplinter  | 11 | Mustang            | 5:49.4 | 99  | ▲13  | 18:27.6 | 81  |
| 87  | Parker Rhoads     | 9  | West Plains        | 5:48.3 | 93  | ▲6   | 18:30.3 |     |
| 88  | Lucas Forman      | 12 | Westmoore          | 5:52.9 | 118 | ▲30  | 18:31.3 | 82  |
| 89  | Moises Cevallos   | 10 | Bridgeland         | 5:41.8 | 65  | ▼24  | 18:31.4 | 83  |
| 90  | Kaleb McIntyre    | 11 | West Fork          | 5:46.5 | 81  | ▼9   | 18:31.5 | 84  |
| 91  | Jack Eichelberger | 11 | Colleyville        | 5:39.1 | 54  | ▼37  | 18:31.7 | 85  |
| 92  | Luke Balliew      | 10 | Mustang            | 5:46.9 | 85  | ▼7   | 18:33.6 | 86  |
| 93  | Austin Haga       | 12 | Kirkwood           | 5:45.6 | 75  | ▼18  | 18:33.7 | 87  |
| 94  | Sam Mooney        | 11 | OK Christian HS    |        |     |      | 18:34.5 | 88  |
| 95  | Jacob Dunzy       | 10 | Westmoore          | 5:53.4 | 121 | ▲26  | 18:34.9 | 89  |
| 96  | William Hill      | 10 | Mountain Home      | 6:00.2 | 158 | ▲62  | 18:35.5 | 90  |
| 97  | Landan Shaw       | 10 | Bentonville        | 5:35.3 | 44  | ▼53  | 18:35.6 | 91  |
| 98  | Jordyn Baskin     | 12 | Siloam Springs     | 5:43.1 | 69  | ▼29  | 18:35.7 | 92  |
| 99  | Sean Strickland   | 12 | Broken Arrow       | 5:50.0 | 102 | ▲3   | 18:38.2 | 93  |
| 100 | Troy Ferguson     | 10 | Pea Ridge          | 5:42.6 | 67  | ▼33  | 18:39.4 | 94  |
| 101 | Caleb Taylor      | 9  | Colleyville        | 6:05.8 | 184 | ▲83  | 18:39.9 | 95  |
| 102 | Arauny Reyes      | 9  | Green Forest       | 5:52.5 | 116 | ▲14  | 18:41.3 | 96  |
| 103 | Caleb Miles       | 9  | Owasso             | 5:57.9 | 147 | ▲44  | 18:41.6 | 97  |
| 104 | Dominick Jurado   | 10 | Rogers Heritage    | 5:31.6 | 28  | ▼76  | 18:42.2 | 98  |
| 105 | Brice Saunders    | 10 | Grapevine          | 5:56.1 | 138 | ▲33  | 18:42.2 | 99  |
| 106 | Jace Williams     | 10 | Jenks              | 6:09.4 | 206 | ▲100 | 18:42.4 | 100 |
| 107 | Ryan Pope         | 12 | Grapevine          | 5:51.7 | 111 | ▲4   | 18:43.3 | 101 |
| 108 | Charles Smith     | 9  | Grapevine          | 5:55.8 | 136 | ▲28  | 18:45.7 |     |



# Chile Pepper Cross Country Festival

Agri Park  
Fayetteville, AR - University of Arkansas  
October 1-2, 2021



|     |                    |    |                |        |     |      |         |     |
|-----|--------------------|----|----------------|--------|-----|------|---------|-----|
| 109 | Zeke Lindabury     | 12 | West Fork      | 5:46.5 | 81  | ▼28  | 18:47.1 | 102 |
| 110 | Ryan Lowe          | 9  | Hebron         | 5:41.3 | 60  | ▼50  | 18:47.3 |     |
| 111 | Landon Jesse       | 9  | Mustang        | 6:09.2 | 204 | ▲93  | 18:49.9 |     |
| 112 | Christian Thomas   | 12 | Westmoore      | 5:46.8 | 84  | ▼28  | 18:50.1 | 103 |
| 113 | Hudsyn Boles       | 9  | Rogers         | 5:41.7 | 64  | ▼49  | 18:50.4 | 104 |
| 114 | Mikehl Marion      | 12 | Broken Arrow   | 5:55.4 | 131 | ▲17  | 18:50.5 | 105 |
| 115 | Luke Bingham       | 11 | Bentonville    | 5:34.6 | 39  | ▼76  | 18:51.6 | 106 |
| 116 | Ayden Chatman      | 11 | Bridgeland     | 5:41.8 | 65  | ▼51  | 18:51.8 | 107 |
| 117 | Evan Carter        | 9  | Owasso         | 5:54.5 | 125 | ▲8   | 18:52.2 | 108 |
| 118 | Kasen Taylor       | 10 | Broken Arrow   | 6:01.7 | 164 | ▲46  | 18:53.5 | 109 |
| 119 | Kenneth Smith      | 12 | Haughton       | 5:27.0 | 20  | ▼99  | 18:55.0 |     |
| 120 | Lucas Kavanaugh    | 9  | Festus         | 5:46.9 | 85  | ▼35  | 18:55.4 | 110 |
| 121 | Billy Samoff       | 11 | Siloam Springs | 6:05.3 | 181 | ▲60  | 18:55.9 | 111 |
| 122 | Cole Comer         | 11 | Grapevine      | 6:00.3 | 159 | ▲37  | 18:56.1 |     |
| 123 | Evan Gonzalez      | 11 | Grapevine      | 5:51.7 | 111 | ▼12  | 18:56.9 |     |
| 124 | Aden Priest        | 10 | Fayetteville   | 5:50.3 | 104 | ▼20  | 18:57.7 |     |
| 125 | Griffin Birmingham | 10 | Kirkwood       | 5:57.3 | 144 | ▲19  | 18:57.7 | 112 |
| 126 | Joaquin Sanchez    | 12 | Antonian Red   | 5:56.9 | 142 | ▲16  | 18:59.0 |     |
| 127 | Levin Ward         | 11 | Owasso         | 5:48.6 | 95  | ▼32  | 19:01.1 | 113 |
| 128 | Taylor Michie      | 12 | Farmington     | 5:58.3 | 149 | ▲21  | 19:01.1 | 114 |
| 129 | Colton Corcoran    | 10 | Rogers         | 5:56.8 | 141 | ▲12  | 19:01.5 | 115 |
| 130 | Emmet Brick        | 11 | Fayetteville   | 5:57.9 | 147 | ▲17  | 19:01.9 |     |
| 131 | Lincoln Gines      | 11 | Airline        | 6:02.9 | 170 | ▲39  | 19:01.9 | 116 |
| 132 | Caleb Stephens     | 12 | Bixby          | 6:09.6 | 210 | ▲78  | 19:02.1 | 117 |
| 133 | Kavan Phillips     | 11 | Bentonville    | 6:01.6 | 163 | ▲30  | 19:02.4 |     |
| 134 | Brady Marlar       | 11 | Westmoore      | 6:13.2 | 225 | ▲91  | 19:02.8 | 118 |
| 135 | Eric Salazar       | 9  | Green Forest   | 5:53.4 | 121 | ▼14  | 19:03.1 | 119 |
| 136 | Grant TeBeest      | 10 | Har-Ber        | 5:54.8 | 130 | ▼6   | 19:03.4 | 120 |
| 137 | Nazareth Manjarrez | 10 | Har-Ber        | 5:54.7 | 127 | ▼10  | 19:04.8 | 121 |
| 138 | Noah Smith         | 10 | Willard        | 5:53.5 | 123 | ▼15  | 19:05.5 | 122 |
| 139 | Preston Stanley    | 12 | Grapevine      | 5:57.6 | 146 | ▲7   | 19:05.9 |     |
| 140 | Xander Reyes       | 11 | Antonian Red   | 5:49.3 | 98  | ▼42  | 19:06.8 |     |
| 141 | Dillon Willson     | 12 | Mustang        | 6:20.1 | 263 | ▲122 | 19:07.4 |     |
| 142 | Josiah Pickup      | 9  | Broken Arrow   | 5:52.3 | 114 | ▼28  | 19:08.2 | 123 |
| 143 | Ryan Amick         | 10 | Mountain Home  | 6:00.3 | 159 | ▲16  | 19:08.3 | 124 |
| 144 | Nevin Clakely      | 10 | Bridgeland     | 6:00.9 | 161 | ▲17  | 19:08.9 | 125 |
| 145 | Griffin Killeen    | 9  | Grapevine      | 5:56.1 | 138 | ▼7   | 19:09.2 |     |



# Chile Pepper Cross Country Festival

Agri Park  
Fayetteville, AR - University of Arkansas  
October 1-2, 2021




|     |                     |    |                    |        |     |      |         |     |
|-----|---------------------|----|--------------------|--------|-----|------|---------|-----|
| 146 | Logan Large         | 10 | Colleyville        | 6:09.5 | 208 | ▲62  | 19:09.3 | 126 |
| 147 | Vann Carlisle       | 10 | Bridgeland         | 6:01.1 | 162 | ▲15  | 19:09.6 | 127 |
| 148 | Wesley Borger       | 10 | Eudora             | 6:03.2 | 171 | ▲23  | 19:10.4 | 128 |
| 149 | Kurt Kleck          | 12 | Colleyville        | 6:11.6 | 215 | ▲66  | 19:10.5 | 129 |
| 150 | Ryan Gregerson      | 12 | West Fork          | 5:47.1 | 87  | ▼63  | 19:11.9 | 130 |
| 151 | Ethan Gales         | 11 | Eudora             | 6:02.2 | 165 | ▲14  | 19:12.5 | 131 |
| 152 | Ben Thomson         | 11 | Liberty North      | 5:44.7 | 72  | ▼80  | 19:13.3 | 132 |
| 153 | Mason Marsh         | 10 | Colleyville        | 6:15.9 | 239 | ▲86  | 19:13.4 | 133 |
| 154 | Jefferson Benavidas | 11 | Rogers             | 5:50.8 | 106 | ▼48  | 19:14.4 |     |
| 155 | Micah Mills         | 12 | Jenks              | 6:16.0 | 240 | ▲85  | 19:15.4 | 134 |
| 156 | Alex Ramirez        | 11 | Parkview           | 5:55.7 | 134 | ▼22  | 19:15.4 |     |
| 157 | Graham Tompson      | 9  | Rogers             | 5:59.8 | 156 | ▼1   | 19:15.9 |     |
| 158 | Myles Mayfield      | 9  | Mustang            | 6:19.0 | 256 | ▲98  | 19:16.3 |     |
| 159 | Daniel Gill         | 11 | West Plains        | 5:59.8 | 156 | ▼3   | 19:16.4 |     |
| 160 | David Dimandja      | 12 | Edmond Santa Fe    | 5:46.6 | 83  | ▼77  | 19:16.5 | 135 |
| 161 | Trystyn Shamblin    | 10 | Westmoore          | 6:06.7 | 187 | ▲26  | 19:16.9 | 136 |
| 162 | Charlie Nunn        | 10 | Prairie Grove      | 6:08.5 | 200 | ▲38  | 19:16.9 | 137 |
| 163 | Jackson Semingson   | 10 | Bentonville        | 6:08.1 | 194 | ▲31  | 19:17.2 |     |
| 164 | Peter Maud          | 11 | Jenks              | 6:16.0 | 240 | ▲76  | 19:17.4 | 138 |
| 165 | George Richman      | 9  | Kirkwood           | 6:12.9 | 222 | ▲57  | 19:17.9 | 139 |
| 166 | Evan Hogan          | 10 | Festus             | 6:08.1 | 194 | ▲28  | 19:18.0 |     |
| 167 | Hunter Meeks        | 11 | Owasso             | 6:27.3 | 299 | ▲132 | 19:18.2 |     |
| 168 | Traeger Rader       | 12 | Eudora             | 5:52.3 | 114 | ▼54  | 19:18.4 | 140 |
| 169 | Chuck Ferriman      | 10 | Owasso             | 6:03.7 | 174 | ▲5   | 19:19.0 |     |
| 170 | Zeke McCoy          | 11 | Bentonville West   | 5:57.1 | 143 | ▼27  | 19:20.4 | 141 |
| 171 | Eli Wiggins         | 12 | Pea Ridge          | 6:13.6 | 228 | ▲57  | 19:20.5 | 142 |
| 172 | Luke Hildebrand     | 9  | Jenks              | 6:23.4 | 283 | ▲111 | 19:21.0 | 143 |
| 173 | Gage Vickers        | 10 | Bentonville West   | 6:03.6 | 173 | —    | 19:21.4 | 144 |
| 174 | Baltazar Adame      | 10 | Santa Fe South     | 6:08.4 | 198 | ▲24  | 19:22.6 |     |
| 175 | Vail Dickey         | 10 | Fort Worth Count   | 5:53.1 | 119 | ▼56  | 19:22.9 |     |
| 176 | Ryan Kotoucek       | 12 | Founders Classical | 5:41.5 | 63  | ▼113 | 19:23.2 | 145 |
| 177 | Zeke McDonald       | 11 | Prairie Grove      | 6:08.8 | 201 | ▲24  | 19:25.1 | 146 |
| 178 | Jon C Racic         | 12 | Valley Springs     | 6:02.2 | 165 | ▼13  | 19:26.7 | 147 |
| 179 | Andrew Riley        | 12 | Poteau             | 6:26.1 | 292 | ▲113 | 19:27.4 | 148 |
| 180 | Eduardo Torres      | 11 | Antonian White     | 6:04.7 | 179 | ▼1   | 19:27.8 | 149 |
| 181 | Tucker Davidson     | 11 | Mountain Home      | 6:10.6 | 213 | ▲32  | 19:30.0 | 150 |
| 182 | Evan Pfeiffer       | 11 | Fayetteville       | 6:07.7 | 191 | ▲9   | 19:30.9 |     |



# Chile Pepper Cross Country Festival

Agri Park  
Fayetteville, AR - University of Arkansas  
October 1-2, 2021



|     |                    |    |                     |        |     |      |         |     |
|-----|--------------------|----|---------------------|--------|-----|------|---------|-----|
| 183 | Blake Brown        | 10 | Fort Worth Count    | 5:59.2 | 152 | ▼31  | 19:30.9 |     |
| 184 | Matt Martin        | 9  | Broken Arrow        | 5:52.7 | 117 | ▼67  | 19:33.6 | 151 |
| 184 | Talvin Southern    | 11 | Fayetteville        | 6:02.8 | 168 | ▼16  | 19:33.6 |     |
| 186 | Andrew Cherry      | 10 | Har-Ber             | 5:55.5 | 132 | ▼54  | 19:34.8 | 152 |
| 187 | Cullen Craig       | 12 | Bixby               | 6:04.1 | 176 | ▼11  | 19:34.9 | 153 |
| 188 | Jaxon Linton       | 12 | Skiatook            | 6:05.7 | 183 | ▼5   | 19:36.1 | 154 |
| 189 | Tyler Cavvett      | 10 | Rogers Heritage     | 5:51.6 | 110 | ▼79  | 19:36.7 | 155 |
| 190 | Ismael Perez       | 10 | Tahlequah           | 6:09.4 | 206 | ▲16  | 19:36.7 | 156 |
| 191 | Kevin Huggan       | 10 | Westmoore           | 6:28.8 | 309 | ▲118 | 19:36.9 | 157 |
| 192 | Connor King        | 9  | Mountain Home       | 6:09.9 | 211 | ▲19  | 19:37.0 | 158 |
| 193 | Riley Gastelum     | 12 | Poteau              | 6:32.1 | 334 | ▲141 | 19:37.7 | 159 |
| 194 | Austin Weinstein   | 11 | Bridgeland          | 6:03.8 | 175 | ▼19  | 19:38.8 |     |
| 195 | Aidan Sanders      | 10 | Mountain Home       | 6:11.3 | 214 | ▲19  | 19:39.7 | 160 |
| 196 | Chandler Coleman   | 12 | Huntsville          | 5:58.5 | 150 | ▼46  | 19:40.2 | 161 |
| 197 | Keegan Neal        | 12 | Harding Charter-OKC | 6:31.5 | 331 | ▲134 | 19:40.7 | 162 |
| 198 | Ricardo Serrano    | 11 | Haas Hall Academy   | 5:59.3 | 153 | ▼45  | 19:40.8 | 163 |
| 199 | Langdon Morris     | 10 | Rogers              | 6:09.0 | 202 | ▲3   | 19:41.5 |     |
| 200 | Will Ferriman      | 12 | Owasso              | 6:08.2 | 196 | ▼4   | 19:44.0 |     |
| 201 | Hayden Poe         | 12 | Ozark Catholic      | 5:43.9 | 71  | ▼130 | 19:44.1 | 164 |
| 202 | Micah Grusing      | 12 | Farmington          | 5:54.7 | 127 | ▼75  | 19:44.3 | 165 |
| 203 | Sebastian Mullikan | 11 | Pea Ridge           | 6:13.8 | 229 | ▲26  | 19:44.5 | 166 |
| 204 | Colin Case         | 10 | Bridgeland          | 6:10.3 | 212 | ▲8   | 19:44.9 |     |
| 205 | Aldair Batz        | 10 | Rogers              | 5:59.3 | 153 | ▼52  | 19:46.3 |     |
| 206 | Rodney Foster      | 12 | Owasso              | 6:07.8 | 192 | ▼14  | 19:46.3 |     |
| 207 | Erik Hogg          | 11 | Colleyville         | 6:16.3 | 243 | ▲36  | 19:47.4 |     |
| 208 | Eduardo Pereyra    | 10 | Jenks               | 6:24.0 | 285 | ▲77  | 19:47.9 | 167 |
| 209 | Josh Stinson       | 11 | Liberty North       | 6:09.0 | 202 | ▼7   | 19:48.4 | 168 |
| 210 | Caden Parks        | 12 | Elkins              | 6:06.8 | 189 | ▼21  | 19:51.1 |     |
| 211 | Talon Case         | 10 | Clarksville         | 6:28.8 | 309 | ▲98  | 19:51.6 | 169 |
| 212 | Son Trinh          | 11 | West Fork           | 6:12.3 | 217 | ▲5   | 19:52.2 | 170 |
| 213 | Carter Zbaren      | 9  | Strafford           | 6:14.1 | 233 | ▲20  | 19:53.8 | 171 |
| 214 | Andrew Black       | 9  | Bishop McGuinness   | 6:18.8 | 255 | ▲41  | 19:53.9 | 172 |
| 215 | Ben Shung -Cano    | 10 | Jenks               | 6:23.2 | 280 | ▲65  | 19:54.3 | 173 |
| 216 | Barrett Eldridge   | 11 | Siloam Springs      | 6:06.8 | 189 | ▼27  | 19:54.9 | 174 |
| 217 | Caden Callahan     | 12 | West Fork           | 6:12.7 | 220 | ▲3   | 19:55.3 | 175 |
| 218 | Desmond Thompson   | 11 | Fort Smith South    | 6:08.4 | 198 | ▼20  | 19:55.6 | 176 |
| 219 | Hudson Brown       | 11 | Broken Arrow        | 6:12.9 | 222 | ▲3   | 19:55.8 | 177 |



# Chile Pepper Cross Country Festival

Agri Park  
Fayetteville, AR - University of Arkansas  
October 1-2, 2021




|     |                  |    |                     |        |     |      |         |     |
|-----|------------------|----|---------------------|--------|-----|------|---------|-----|
| 220 | Kayden Ferguson  | 10 | Colleyville         | 6:33.1 | 337 | ▲117 | 19:56.7 |     |
| 221 | Wyatt Fryar      | 10 | Mustang             | 6:19.6 | 260 | ▲39  | 19:57.5 |     |
| 222 | Ethan Rocha      | 9  | Antonian White      | 6:04.5 | 177 | ▼45  | 19:58.4 | 178 |
| 223 | Mason Cheshier   | 11 | Bridgeland          | 6:03.5 | 172 | ▼51  | 19:58.5 |     |
| 224 | Mark Martinez    | 10 | Antonian White      | 6:09.2 | 204 | ▼20  | 19:58.5 | 179 |
| 225 | Jacob Stein      | 11 | Pea Ridge           | 6:14.3 | 234 | ▲9   | 19:59.6 | 180 |
| 226 | Anthony Grayson  | 11 | Edmond Santa Fe     | 5:51.2 | 108 | ▼118 | 20:00.8 | 181 |
| 227 | Luke Mayfield    | 9  | Jenks               | 6:23.9 | 284 | ▲57  | 20:01.3 |     |
| 228 | Alex Martinez    | 10 | Poteau              | 6:36.2 | 354 | ▲126 | 20:01.3 | 182 |
| 229 | Colby Highfill   | 11 | Willard             | 6:15.8 | 238 | ▲9   | 20:01.9 | 183 |
| 230 | Carter Hodge     | 10 | Bentonville         | 6:14.6 | 235 | ▲5   | 20:02.6 |     |
| 231 | Brantley Turman  | 10 | Owasso              | 6:20.3 | 264 | ▲33  | 20:03.6 |     |
| 232 | Jared Pina       | 10 | Antonian White      | 6:31.1 | 327 | ▲95  | 20:03.8 | 184 |
| 233 | Gavin McCary     | 9  | Edmond Santa Fe     | 6:44.0 | 382 | ▲149 | 20:04.8 | 185 |
| 234 | Cayden Quinalty  | 10 | Bentonville         | 6:06.6 | 186 | ▼48  | 20:04.9 |     |
| 235 | Andres Lucero    | 9  | Grapevine           | 6:22.6 | 273 | ▲38  | 20:05.1 |     |
| 236 | Sean Carr        | 11 | Harding Charter-OKC | 6:34.3 | 345 | ▲109 | 20:05.2 | 186 |
| 237 | Oliver Gumerson  | 9  | Bishop McGuinness   | 6:12.8 | 221 | ▼16  | 20:06.4 | 187 |
| 238 | Brandon Harris   | 10 | Rogers Heritage     | 5:51.2 | 108 | ▼130 | 20:07.8 | 188 |
| 239 | Aiden Watts      | 9  | Nevada (MO)         | 6:04.5 | 177 | ▼62  | 20:08.4 | 189 |
| 240 | Rawlen Squires   | 9  | Airline             | 6:14.9 | 236 | ▼4   | 20:08.5 | 190 |
| 241 | Jonathan Blatt   | 12 | Edmond Santa Fe     | 6:23.3 | 282 | ▲41  | 20:09.6 | 191 |
| 242 | Jaron Moss       | 12 | Owasso              | 6:28.2 | 308 | ▲66  | 20:09.7 |     |
| 243 | Aidan McClain    | 12 | Fort Smith South    | 6:18.2 | 252 | ▲9   | 20:10.5 | 192 |
| 244 | Zach Goolsby     | 12 | Fort Smith South    | 6:16.4 | 244 | —    | 20:10.7 | 193 |
| 245 | Kaden Padgett    | 11 | Nevada (MO)         | 5:39.6 | 56  | ▼189 | 20:10.9 | 194 |
| 246 | Ethan Hurtgen    | 10 | Strafford           | 6:28.0 | 305 | ▲59  | 20:11.0 | 195 |
| 247 | Carter Harris    | 10 | Bentonville         | 5:55.7 | 134 | ▼113 | 20:11.2 |     |
| 248 | Cade Smith       | 12 | Edmond Santa Fe     | 6:36.9 | 357 | ▲109 | 20:11.4 | 196 |
| 249 | Randon Pitts     | 9  | Kingston (AR)       | 6:05.4 | 182 | ▼67  | 20:12.5 | 197 |
| 250 | Jayden Phillips  | 10 | Farmington          | 6:27.4 | 301 | ▲51  | 20:13.1 | 198 |
| 251 | Kohen Funderburk | 11 | Bridgeland          | 6:14.0 | 231 | ▼20  | 20:13.1 |     |
| 252 | Jayden Robinson  | 11 | Northside           | 6:13.3 | 226 | ▼26  | 20:13.9 | 199 |
| 253 | Marc Tawk        | 11 | Bishop McGuinness   | 6:09.5 | 208 | ▼45  | 20:14.6 | 200 |
| 254 | Harrison Vann    | 11 | Genoa Central       | 6:18.3 | 253 | ▼1   | 20:15.2 | 201 |
| 255 | Aiden Golden     | 12 | Owasso              | 6:29.1 | 312 | ▲57  | 20:15.9 |     |
| 256 | Andrew Schein    | 9  | Bishop McGuinness   | 6:24.5 | 287 | ▲31  | 20:17.2 | 202 |



# Chile Pepper Cross Country Festival

Agri Park  
Fayetteville, AR - University of Arkansas  
October 1-2, 2021



|     |                         |    |                     |        |     |      |         |     |
|-----|-------------------------|----|---------------------|--------|-----|------|---------|-----|
| 257 | Carson Boyer            | 9  | Festus              | 6:26.2 | 293 | ▲36  | 20:17.6 |     |
| 258 | Caleb Rodgers           | 11 | Siloam Springs      | 6:19.3 | 259 | ▲1   | 20:18.2 | 203 |
| 259 | Drew Smith              | 9  | Strafford           | 6:13.5 | 227 | ▼32  | 20:18.5 | 204 |
| 260 | Luke Govero             | 9  | Willard             | 6:30.9 | 326 | ▲66  | 20:19.5 | 205 |
| 261 | Josh Lloyd              | 12 | Broken Arrow        | 6:12.3 | 217 | ▼44  | 20:19.7 | 206 |
| 262 | Elliot Morton           | 10 | Willard             | 6:26.3 | 295 | ▲33  | 20:19.9 | 207 |
| 263 | Jonathan Estridge       | 12 | West Fork           | 5:54.5 | 125 | ▼138 | 20:20.3 | 208 |
| 264 | Hunter Carter           | 12 | Owasso              | 6:30.0 | 318 | ▲54  | 20:22.1 |     |
| 265 | Julio Manjarrez         | 11 | Springdale          | 5:55.5 | 132 | ▼133 | 20:23.4 | 209 |
| 266 | Zane Hendrix            | 12 | Poteau              | 6:20.9 | 267 | ▲1   | 20:24.1 | 210 |
| 267 | Noah Brent              | 11 | Genoa Central       | 6:17.4 | 249 | ▼18  | 20:24.3 | 211 |
| 268 | Nate Watts              | 11 | Kingston (AR)       | 6:06.3 | 185 | ▼83  | 20:25.4 | 212 |
| 269 | Carson Dearing          | 12 | Farmington          | 6:27.3 | 299 | ▲30  | 20:27.1 | 213 |
| 270 | Eduardo Piris Diaz      | 10 | Fort Worth Count    | 6:45.9 | 386 | ▲116 | 20:27.2 |     |
| 271 | Wyatt Davis             | 12 | Liberty North       | 6:17.4 | 249 | ▼22  | 20:27.4 | 214 |
| 272 | Ty Kerr                 | 11 | Bridgeland          | 6:16.6 | 245 | ▼27  | 20:27.7 |     |
| 273 | Seth Meyer              | 11 | Jenks               | 6:22.8 | 277 | ▲4   | 20:28.0 |     |
| 274 | Samuel Salter           | 11 | Antonian White      | 6:23.1 | 279 | ▲5   | 20:28.0 | 215 |
| 275 | Dayton Hansen           | 12 | Willard             | 6:30.2 | 320 | ▲45  | 20:28.3 | 216 |
| 276 | Maddux Simkins          | 10 | Strafford           | 6:31.3 | 329 | ▲53  | 20:29.4 | 217 |
| 277 | John Paul Schaefer      | 10 | Ozark Catholic      | 6:11.7 | 216 | ▼61  | 20:29.4 | 218 |
| 278 | Ashton Faulkner         | 11 | Poteau              | 6:32.7 | 336 | ▲58  | 20:30.7 | 219 |
| 279 | Gavin Green             | 10 | Broken Arrow        | 6:29.3 | 313 | ▲34  | 20:31.1 |     |
| 280 | Seamus Brown            | 12 | Gravette            | 6:35.4 | 350 | ▲70  | 20:31.6 |     |
| 281 | Xander Ellis            | 12 | Genoa Central       | 6:47.6 | 392 | ▲111 | 20:31.9 | 220 |
| 282 | Dante Campagnola        | 10 | Har-Ber             | 6:26.2 | 293 | ▲11  | 20:32.6 | 221 |
| 283 | Diego Ochoa             | 12 | Santa Fe South      | 6:12.5 | 219 | ▼64  | 20:33.9 |     |
| 284 | Gianfranco Grella       | 11 | Bishop McGuinness   | 6:17.1 | 248 | ▼36  | 20:34.0 | 222 |
| 285 | Joe Betancourth         | 9  | Harding Charter-OKC | 6:43.7 | 380 | ▲95  | 20:34.5 | 223 |
| 286 | Lukas Reinbold          | 12 | Kirkwood            | 6:22.8 | 277 | ▼9   | 20:34.9 |     |
| 287 | Noah Pruitt             | 10 | Pea Ridge           | 6:41.4 | 374 | ▲87  | 20:35.6 | 224 |
| 288 | Sam Anderson            | 12 | Antonian White      | 6:21.6 | 269 | ▼19  | 20:36.1 | 225 |
| 289 | Jackson Stoneham        | 10 | Bridgeland          | 6:16.7 | 247 | ▼42  | 20:36.2 |     |
| 290 | Gavin Veenker           | 9  | Owasso              | 6:08.2 | 196 | ▼94  | 20:36.8 |     |
| 291 | Brian Monterroza        | 11 | Northside           | 6:24.6 | 288 | ▼3   | 20:37.1 | 226 |
| 292 | Lysander Venegas Zarate | 9  | Northside           | 6:16.6 | 245 | ▼47  | 20:37.9 | 227 |
| 293 | James Carment           | 9  | Jenks               | 6:39.7 | 367 | ▲74  | 20:38.0 |     |





# Chile Pepper Cross Country Festival

Agri Park  
Fayetteville, AR - University of Arkansas  
October 1-2, 2021



|     |                   |    |                    |        |     |      |         |     |
|-----|-------------------|----|--------------------|--------|-----|------|---------|-----|
| 294 | Jake Lopez        | 12 | Berryville         | 6:28.1 | 307 | ▲13  | 20:38.9 |     |
| 295 | Landyn Faught     | 11 | Farmington         | 6:19.2 | 258 | ▼37  | 20:40.5 | 228 |
| 296 | Ben Martin        | 11 | Broken Arrow       | 5:58.8 | 151 | ▼145 | 20:41.4 |     |
| 297 | Dominic Smith     | 10 | Poteau             | 6:39.4 | 365 | ▲68  | 20:42.0 |     |
| 298 | Zachary Beers     | 11 | Festus             | 6:30.7 | 325 | ▲27  | 20:42.3 |     |
| 299 | Anthony Pizzano   | 9  | Nevada (MO)        | 6:13.8 | 229 | ▼70  | 20:42.5 | 229 |
| 300 | Colby Bailey      | 9  | Festus             | 6:37.9 | 361 | ▲61  | 20:42.9 |     |
| 301 | Jonathan Limones  | 12 | Airline            | 6:25.0 | 290 | ▼11  | 20:43.8 | 230 |
| 302 | Connor Bartlett   | 9  | Festus             | 6:26.4 | 296 | ▼6   | 20:44.4 |     |
| 303 | Connor Lang       | 10 | Ozark Catholic     | 6:21.4 | 268 | ▼35  | 20:44.7 | 231 |
| 304 | Luis Hampton      | 11 | Antonian White     | 6:19.7 | 261 | ▼43  | 20:45.2 | 232 |
| 305 | Josiah Ugarte     | 12 | Bridgeland         | 6:04.9 | 180 | ▼125 | 20:45.4 |     |
| 306 | Daniel Mann       | 10 | Rogers             | 6:22.6 | 273 | ▼33  | 20:45.5 |     |
| 307 | Chris Alvarado    | 10 | Green Forest       | 6:23.2 | 280 | ▼27  | 20:46.1 | 233 |
| 308 | Chris Trahan      | 12 | Clarksville        | 6:40.3 | 369 | ▲61  | 20:46.2 | 234 |
| 309 | Ethan McGinnis    | 11 | Nevada (MO)        | 6:15.7 | 237 | ▼72  | 20:46.4 | 235 |
| 310 | Davidson Landers  | 10 | Fayetteville       | 6:33.3 | 339 | ▲29  | 20:47.7 |     |
| 311 | Ryan Mauschbaugh  | 9  | Willard            | 6:40.6 | 370 | ▲59  | 20:47.8 | 236 |
| 312 | James Orndorff    | 10 | Gravette           | 6:35.6 | 351 | ▲39  | 20:48.5 |     |
| 313 | Hunter Singh      | 11 | Pea Ridge          | 6:27.9 | 304 | ▼9   | 20:48.8 |     |
| 314 | Bradley Barton    | 10 | Bergman            | 6:25.8 | 291 | ▼23  | 20:48.8 |     |
| 315 | Preston Holcomb   | 9  | Tahlequah          | 6:35.1 | 347 | ▲32  | 20:49.1 | 237 |
| 316 | Kaleb Roper       | 12 | Westmoore          | 6:22.1 | 271 | ▼45  | 20:50.2 | 238 |
| 317 | Alex Hemphill     | 11 | Fayetteville       | 6:02.5 | 167 | ▼150 | 20:50.7 |     |
| 318 | Noah VanFoeken    | 11 | Eudora             | 6:52.6 | 411 | ▲93  | 20:51.0 |     |
| 319 | John Reilly       | 10 | Antonian White     | 6:34.0 | 344 | ▲25  | 20:51.4 |     |
| 320 | Alex Rodriguez    | 11 | Santa Fe South     | 6:31.7 | 333 | ▲13  | 20:52.0 |     |
| 321 | Grant Hanberg     | 9  | Founders Classical | 6:49.3 | 398 | ▲77  | 20:53.0 | 239 |
| 322 | Nathan Covert     | 9  | OK Christian HS    |        |     |      | 20:53.5 | 240 |
| 323 | William Lanier    | 10 | Prairie Grove      | 6:18.5 | 254 | ▼69  | 20:53.5 | 241 |
| 324 | Luke Hook         | 10 | Broken Arrow       | 6:29.5 | 315 | ▼9   | 20:53.6 |     |
| 325 | Johndavid English | 12 | Har-Ber            | 6:20.6 | 265 | ▼60  | 20:54.2 | 242 |
| 326 | Oscar Gonzalez    | 10 | Har-Ber            | 6:32.3 | 335 | ▲9   | 20:54.5 | 243 |
| 327 | Seth Netherlin    | 10 | OK Christian HS    |        |     |      | 20:55.2 | 244 |
| 328 | Bear Newcomb      | 10 | Prism Education    | 6:33.9 | 343 | ▲15  | 20:55.6 |     |
| 329 | Ethan Euliss      | 11 | Skiatook           | 6:22.3 | 272 | ▼57  | 20:55.9 | 245 |
| 330 | Braedon Black     | 11 | Bishop McGuinness  | 6:16.0 | 240 | ▼90  | 20:59.9 | 246 |



# Chile Pepper Cross Country Festival

Agri Park  
Fayetteville, AR - University of Arkansas  
October 1-2, 2021



|     |                   |    |                     |        |     |      |         |     |
|-----|-------------------|----|---------------------|--------|-----|------|---------|-----|
| 331 | Zach Daugherty    | 9  | Mountain Home       | 6:48.1 | 394 | ▲63  | 21:00.3 | 247 |
| 332 | Garison Taylor    | 11 | Skiatook            | 6:35.9 | 352 | ▲20  | 21:01.0 | 248 |
| 333 | Will Warfel       | 9  | Broken Arrow        | 6:31.3 | 329 | ▼4   | 21:02.1 |     |
| 334 | Jackson Blansett  | 10 | West Fork           | 6:29.3 | 313 | ▼21  | 21:03.7 | 249 |
| 335 | Aidan Donoho      | 12 | Fort Smith South    | 6:22.6 | 273 | ▼62  | 21:04.5 | 250 |
| 336 | Owen Reynolds     | 11 | Pea Ridge           | 6:33.7 | 341 | ▲5   | 21:05.0 |     |
| 337 | Tyler Dobbins     | 10 | Fort Smith South    | 6:27.6 | 303 | ▼34  | 21:05.2 | 251 |
| 338 | Eli Lane          | 9  | Mountain Home       | 6:36.4 | 355 | ▲17  | 21:05.2 | 252 |
| 339 | Jose Ayala-Razo   | 11 | Springdale          | 6:19.0 | 256 | ▼83  | 21:05.4 | 253 |
| 340 | Joey Squillace    | 9  | Ozark Catholic      | 6:31.6 | 332 | ▼8   | 21:06.3 | 254 |
| 341 | Jess Cadena       | 12 | Bridgeland          | 6:28.8 | 309 | ▼32  | 21:07.3 |     |
| 342 | Judah Fellenstein | 9  | Bixby               | 6:24.1 | 286 | ▼56  | 21:11.0 | 255 |
| 343 | Elliott Hillman   | 10 | Liberty North       | 6:48.5 | 396 | ▲53  | 21:12.4 | 256 |
| 344 | Finn Tetzlaff     | 12 | Harding Charter-OKC | 6:57.7 | 429 | ▲85  | 21:13.3 | 257 |
| 345 | Blaine Chambers   | 11 | Farmington          | 6:21.7 | 270 | ▼75  | 21:13.6 |     |
| 346 | Matthew Vasquez   | 11 | Green Forest        | 6:30.6 | 322 | ▼24  | 21:13.7 | 258 |
| 347 | Dani Ordonez      | 11 | Springdale          | 6:43.1 | 379 | ▲32  | 21:14.8 | 259 |
| 348 | Devon Rathjen     | 10 | Huntsville          | 6:46.3 | 387 | ▲39  | 21:14.9 | 260 |
| 349 | Evan Craig        | 9  | Bixby               | 6:49.9 | 401 | ▲52  | 21:15.8 | 261 |
| 350 | Logan Kapitan     | 12 | Bixby               | 6:50.2 | 402 | ▲52  | 21:16.3 | 262 |
| 351 | Eric Pilkington   | 11 | Fayetteville        | 6:17.8 | 251 | ▼100 | 21:17.1 |     |
| 352 | Kevin Cifuentes   | 12 | Green Forest        | 6:38.4 | 362 | ▲10  | 21:17.7 | 263 |
| 353 | Paul Scott        | 10 | West Fork           | 7:01.9 | 443 | ▲90  | 21:18.0 |     |
| 354 | Ryan Lancaster    | 12 | Bridgeland          | 6:26.9 | 298 | ▼56  | 21:18.5 |     |
| 355 | Peyton Hill       | 9  | Willard             | 6:43.9 | 381 | ▲26  | 21:18.6 | 264 |
| 356 | Dominic Hidiyat   | 10 | Liberty North       | 6:20.7 | 266 | ▼90  | 21:19.2 | 265 |
| 357 | Lucas Foster      | 9  | Huntsville          | 6:33.4 | 340 | ▼17  | 21:19.7 | 266 |
| 358 | Stanley Martinez  | 10 | Northside           | 6:54.3 | 417 | ▲59  | 21:19.8 | 267 |
| 359 | Elliot Goings     | 11 | Strafford           | 6:49.7 | 400 | ▲41  | 21:21.7 | 268 |
| 360 | Jovany Guzman     | 11 | Northside           | 7:05.4 | 452 | ▲92  | 21:22.6 | 269 |
| 361 | Alex Courtines    | 10 | Antonian White      | 6:40.6 | 370 | ▲9   | 21:22.7 |     |
| 362 | Chris Johnson     | 9  | Bishop McGuinness   | 6:30.0 | 318 | ▼44  | 21:22.9 | 270 |
| 363 | Bell Sean         | 12 | Airline             | 6:35.3 | 348 | ▼15  | 21:24.8 | 271 |
| 364 | Kadin Favorite    | 10 | Har-Ber             | 6:38.9 | 363 | ▼1   | 21:25.2 |     |
| 365 | Chism Floyd       | 10 | Kingston (AR)       | 6:45.6 | 385 | ▲20  | 21:26.3 | 272 |
| 366 | Enzo Castillo     | 10 | OK Christian HS     |        |     |      | 21:26.4 | 273 |
| 367 | Mason Rhey        | 10 | Haas Hall Academy   | 7:02.6 | 446 | ▲79  | 21:27.5 | 274 |



# Chile Pepper Cross Country Festival

Agri Park  
Fayetteville, AR - University of Arkansas  
October 1-2, 2021




|     |                      |    |                    |        |     |      |         |     |
|-----|----------------------|----|--------------------|--------|-----|------|---------|-----|
| 368 | Jose Barroso         | 11 | Springdale         | 6:37.6 | 359 | ▼9   | 21:28.0 | 275 |
| 369 | Landon Richardson    | 10 | Broken Arrow       | 5:46.3 | 79  | ▼290 | 21:28.7 |     |
| 370 | Ian Popp             | 12 | Haas Hall Academy  | 6:36.0 | 353 | ▼17  | 21:28.9 | 276 |
| 371 | Cameron Quiroz       | 10 | Antonian White     | 6:40.7 | 372 | ▲1   | 21:29.6 |     |
| 372 | Cole Gies            | 12 | Genoa Central      | 6:50.7 | 404 | ▲32  | 21:29.9 | 277 |
| 373 | Riley Harrison       | 11 | Siloam Springs     | 6:02.8 | 168 | ▼205 | 21:30.0 | 278 |
| 374 | Mason Phillips       | 10 | Blue Eye           | 6:31.2 | 328 | ▼46  | 21:30.2 |     |
| 375 | Zach Etzkorn         | 10 | Pea Ridge          | 6:29.6 | 316 | ▼59  | 21:31.1 |     |
| 376 | Abraham Sanchez      | 9  | Ozark Catholic     | 7:08.7 | 459 | ▲83  | 21:33.3 | 279 |
| 377 | Thad Rauch           | 10 | Bridgeland         | 6:30.6 | 322 | ▼55  | 21:33.5 |     |
| 378 | Carson McKinney      | 10 | Jenks              | 6:49.3 | 398 | ▲20  | 21:33.8 |     |
| 379 | Alex Alvarez         | 10 | Green Forest       | 6:39.2 | 364 | ▼15  | 21:34.1 |     |
| 380 | Anthony Cruz         | 11 | Siloam Springs     | 6:19.8 | 262 | ▼118 | 21:34.3 | 280 |
| 381 | Colby Shelton        | 12 | Owasso             | 6:29.7 | 317 | ▼64  | 21:35.9 |     |
| 382 | Steven Lu            | 11 | Fort Smith South   | 6:30.4 | 321 | ▼61  | 21:36.0 | 281 |
| 383 | Brendon Roberts      | 12 | Bridgeland         | 6:26.8 | 297 | ▼86  | 21:36.2 |     |
| 384 | Cade Gunter          | 12 | Siloam Springs     | 6:41.6 | 375 | ▼9   | 21:36.3 | 282 |
| 385 | Ervin Sanchez        | 11 | Ozark Catholic     | 7:12.4 | 469 | ▲84  | 21:37.0 | 283 |
| 386 | Gianni Squillace     | 12 | Ozark Catholic     | 6:22.7 | 276 | ▼110 | 21:37.2 |     |
| 387 | Justin Chafin        | 12 | Antonian White     | 6:34.7 | 346 | ▼41  | 21:37.8 |     |
| 388 | Grayson Lee          | 9  | Fort Smith South   | 7:08.7 | 459 | ▲71  | 21:39.0 | 284 |
| 389 | Alexander Holmsley   | 10 | Bixby              | 7:12.3 | 468 | ▲79  | 21:40.5 | 285 |
| 390 | Collin Hawkins       | 9  | Airline            | 6:35.3 | 348 | ▼42  | 21:41.1 | 286 |
| 391 | Donnie Acuff         | 11 | Valley Springs     | 6:39.5 | 366 | ▼25  | 21:41.3 | 287 |
| 392 | Jacob Mendoza        | 12 | Founders Classical | 7:09.1 | 463 | ▲71  | 21:41.9 | 288 |
| 393 | Luke Acuna           | 11 | OK Christian HS    |        |     |      | 21:42.4 | 289 |
| 394 | Evan Prince          | 11 | Rogers Heritage    | 6:33.1 | 337 | ▼57  | 21:42.8 | 290 |
| 395 | Tim Martin           | 10 | Broken Arrow       | 6:47.2 | 389 | ▼6   | 21:43.5 |     |
| 396 | Coby Chapman         | 12 | Willard            | 7:01.1 | 439 | ▲43  | 21:44.1 |     |
| 397 | Michael Schultz      | 10 | Ozark Catholic     | 6:56.2 | 425 | ▲28  | 21:44.4 |     |
| 398 | Aleksandr Stinchcomb | 10 | Haas Hall Academy  | 6:56.4 | 427 | ▲29  | 21:44.4 | 291 |
| 399 | Garrett Jacobs       | 11 | Pea Ridge          | 6:41.8 | 376 | ▼23  | 21:45.8 |     |
| 400 | Alec Campbell        | 12 | Huntsville         | 6:46.5 | 388 | ▼12  | 21:46.0 | 292 |
| 401 | Thad Goetz           | 12 | Siloam Springs     | 6:59.9 | 435 | ▲34  | 21:46.1 |     |
| 402 | Jackson Sain         | 10 | Airline            | 6:48.0 | 393 | ▼9   | 21:47.5 | 293 |
| 403 | Grant Harris         | 11 | Rogers Heritage    | 6:51.8 | 405 | ▲2   | 21:48.5 | 294 |
| 404 | Cade Utecht          | 11 | Liberty North      | 6:42.6 | 378 | ▼26  | 21:50.0 | 295 |



# Chile Pepper Cross Country Festival

Agri Park  
Fayetteville, AR - University of Arkansas  
October 1-2, 2021




|     |                    |    |                     |        |     |      |         |     |
|-----|--------------------|----|---------------------|--------|-----|------|---------|-----|
| 405 | Chris Taylor       | 11 | Clarksville         | 7:18.9 | 488 | ▲83  | 21:50.2 | 296 |
| 406 | Brodie Husong      | 10 | Providence Class    | 6:52.0 | 408 | ▲2   | 21:51.6 |     |
| 407 | Trevor Bayless     | 9  | Festus              | 7:00.7 | 438 | ▲31  | 21:54.1 |     |
| 408 | Caiden Fancher     | 11 | Kingston (AR)       | 6:55.3 | 419 | ▲11  | 21:57.9 | 297 |
| 409 | Hunter Hardaster   | 10 | Har-Ber             | 6:56.6 | 428 | ▲19  | 21:58.2 |     |
| 410 | Ashton Rangel      | 12 | Bridgeland          | 6:33.8 | 342 | ▼68  | 21:58.2 |     |
| 411 | Isaac Coulter      | 11 | West Fork           | 6:48.3 | 395 | ▼16  | 21:59.0 |     |
| 412 | Josh Bardin        | 12 | Broken Arrow        | 7:04.9 | 451 | ▲39  | 21:59.3 |     |
| 413 | Cole Gammon        | 11 | Genoa Central       | 6:30.6 | 322 | ▼91  | 22:00.2 | 298 |
| 414 | Robby Bartos       | 11 | Berryville          | 7:02.5 | 445 | ▲31  | 22:01.0 |     |
| 415 | Jacob Vasquez      | 10 | Green Forest        | 6:49.2 | 397 | ▼18  | 22:02.6 |     |
| 416 | Hayden Reed        | 11 | Strafford           | 7:00.0 | 436 | ▲20  | 22:03.7 | 299 |
| 417 | Caleb Wallace      | 10 | Siloam Springs      | 6:44.5 | 384 | ▼33  | 22:05.4 |     |
| 418 | Jalen Hooper       | 9  | Tahlequah           | 6:37.1 | 358 | ▼60  | 22:07.4 | 300 |
| 419 | Lane Morawski      | 11 | Fort Smith South    | 6:27.5 | 302 | ▼117 | 22:08.8 |     |
| 420 | Nevan Cook         | 9  | Kingston (AR)       | 6:55.7 | 421 | ▲1   | 22:09.2 | 301 |
| 421 | Thomas Farrell     | 12 | Northside           | 6:24.7 | 289 | ▼132 | 22:09.9 | 302 |
| 422 | Damyan Rodriguez   | 10 | Rogers Heritage     | 6:14.0 | 231 | ▼191 | 22:12.0 | 303 |
| 423 | Camron Sanders     | 12 | Skiatook            | 6:47.4 | 391 | ▼32  | 22:12.5 | 304 |
| 424 | Darius Materson    | 9  | Poteau              | 7:10.2 | 464 | ▲40  | 22:13.2 |     |
| 425 | Trae Johnson       | 12 | Bentonville West    | 6:50.3 | 403 | ▼22  | 22:13.5 | 305 |
| 426 | Warren Clark       | 11 | Kingston (AR)       | 6:37.8 | 360 | ▼66  | 22:14.5 | 306 |
| 427 | Anderson McDaniel  |    | Haas Hall Academy   | 7:15.2 | 475 | ▲48  | 22:15.7 | 307 |
| 428 | Lifted David       | 11 | Prism Education     | 6:59.4 | 433 | ▲5   | 22:17.3 |     |
| 429 | Remington Scoch    | 10 | Prairie Grove       | 6:39.9 | 368 | ▼61  | 22:18.4 | 308 |
| 430 | Evan Saragusa      | 9  | Founders Classical  | 7:07.6 | 457 | ▲27  | 22:18.6 | 309 |
| 431 | Eli Mosher         | 11 | Nevada (MO)         | 6:07.9 | 193 | ▼238 | 22:19.0 | 310 |
| 432 | Cannon Matlock     | 9  | Mountain Home       | 6:36.7 | 356 | ▼76  | 22:19.3 |     |
| 433 | Jared Gadberry     | 11 | Har-Ber             | 6:57.7 | 429 | ▼4   | 22:22.8 |     |
| 434 | Jaden Tibbles      | 11 | Skiatook            | 6:55.6 | 420 | ▼14  | 22:28.7 | 311 |
| 435 | Thomas Etherington | 11 | Harding Charter-OKC | 7:18.8 | 487 | ▲52  | 22:30.4 | 312 |
| 436 | Spencer Anderson   | 12 | Casady School       | 6:51.9 | 406 | ▼30  | 22:31.0 | 313 |
| 437 | Donny Dormer       | 12 | Prairie Grove       | 6:52.6 | 411 | ▼26  | 22:32.3 | 314 |
| 438 | Antony Dawn        | 12 | Nevada (MO)         | 6:13.1 | 224 | ▼214 | 22:34.7 | 315 |
| 439 | Omar Gonzales      | 9  | Ozark Catholic      | 6:55.7 | 421 | ▼18  | 22:35.3 |     |
| 440 | Thomas Harbison    | 12 | Harding Charter-OKC | 7:03.0 | 447 | ▲7   | 22:37.1 | 316 |
| 441 | Reese Hardcastle   | 10 | Siloam Springs      | 6:44.1 | 383 | ▼58  | 22:37.3 |     |



# Chile Pepper Cross Country Festival

Agri Park  
Fayetteville, AR - University of Arkansas  
October 1-2, 2021



|     |                      |    |                     |        |     |     |         |     |
|-----|----------------------|----|---------------------|--------|-----|-----|---------|-----|
| 442 | Matthew Webb         | 9  | Ozark Catholic      | 7:13.9 | 473 | ▲31 | 22:37.3 |     |
| 443 | Noah Ziegler         | 11 | Providence Class    | 6:51.9 | 406 | ▼37 | 22:37.9 |     |
| 444 | Terrence Genevie     | 9  | Poteau              | 7:18.4 | 484 | ▲40 | 22:38.0 |     |
| 445 | Joseph Zacharias     | 9  | Casady School       | 6:52.6 | 411 | ▼34 | 22:38.9 | 317 |
| 446 | Nate Hardie          | 9  | Skiatook            | 6:47.2 | 389 | ▼57 | 22:40.7 | 318 |
| 447 | Mason Kanz           | 10 | Antonian White      | 6:42.0 | 377 | ▼70 | 22:41.3 |     |
| 448 | Michael Al-Botros    | 9  | Bishop McGuinness   | 6:41.0 | 373 | ▼75 | 22:43.0 |     |
| 449 | Estavan Garcia       | 10 | Rogers              | 6:53.3 | 414 | ▼35 | 22:43.1 |     |
| 450 | Trevor Snider        | 11 | Willard             | 7:01.2 | 440 | ▼10 | 22:43.4 |     |
| 451 | Mark Vinklerek       | 11 | Bridgeland          | 7:11.7 | 465 | ▲14 | 22:44.7 |     |
| 452 | Genaro Gamez         | 12 | Elkins              | 6:56.0 | 423 | ▼29 | 22:44.8 |     |
| 453 | Waylon Murraray      | 10 | Poteau              | 7:29.1 | 505 | ▲52 | 22:45.4 |     |
| 454 | Lawson Jacks         | 9  | Casady School       | 6:52.3 | 410 | ▼44 | 22:45.6 | 319 |
| 455 | Beau Flanagan        | 10 | Poteau              | 7:28.6 | 503 | ▲48 | 22:50.9 |     |
| 456 | Rivers Lor           | 11 | Gentry              | 7:02.1 | 444 | ▼12 | 22:52.0 |     |
| 457 | Karesn Kidd          | 9  | Valley Springs      | 6:58.3 | 432 | ▼25 | 22:52.9 | 320 |
| 458 | Parker McCreary      | 9  | Willard             | 7:01.4 | 442 | ▼16 | 22:53.3 |     |
| 459 | Ace Vogle            | 11 | Poteau              | 7:47.9 | 533 | ▲74 | 22:57.6 |     |
| 460 | Isaias Lopez         | 10 | Harding Charter-OKC | 7:05.5 | 453 | ▼7  | 22:58.1 |     |
| 461 | Isaac Scates         | 11 | Pea Ridge           | 7:51.1 | 536 | ▲75 | 22:59.0 |     |
| 462 | Isaac Conder         | 12 | Owasso              | 7:16.5 | 479 | ▲17 | 22:59.1 |     |
| 463 | Gus Lawler           | 9  | Strafford           | 7:09.0 | 462 | ▼1  | 22:59.4 | 321 |
| 464 | Jacoby Fields        | 12 | Willard             | 6:53.9 | 416 | ▼48 | 23:00.5 |     |
| 465 | Zach Mawsdley        | 10 | Willard             | 7:28.6 | 503 | ▲38 | 23:00.6 |     |
| 466 | Maxwell Beshears     | 10 | Bentonville         | 7:13.0 | 471 | ▲5  | 23:01.3 |     |
| 467 | Carlos Acevedo       | 10 | Poteau              | 7:30.0 | 507 | ▲40 | 23:03.4 |     |
| 468 | Maddox Brown         | 9  | Willard             | 7:17.8 | 483 | ▲15 | 23:04.6 |     |
| 469 | Jesse Newby          | 12 | Owasso              | 7:08.9 | 461 | ▼8  | 23:05.2 |     |
| 470 | Kevin Nguyen         | 9  | Fort Smith South    | 6:56.0 | 423 | ▼47 | 23:06.7 |     |
| 471 | John Aguilar-Sotello | 9  | Antonian White      | 7:22.6 | 494 | ▲23 | 23:07.6 |     |
| 472 | Grey Guzzy           | 9  | Casady School       | 7:21.6 | 493 | ▲21 | 23:09.6 | 322 |
| 473 | Cameron Dunn         | 10 | Casady School       | 7:18.6 | 486 | ▲13 | 23:11.0 | 323 |
| 474 | Xander Stokes        | 12 | Kingston (AR)       | 6:56.3 | 426 | ▼48 | 23:11.7 | 324 |
| 475 | Justin Phillips      | 9  | Haughton            | 7:00.1 | 437 | ▼38 | 23:12.5 |     |
| 476 | Landon Johnson       | 10 | Bergman             | 7:24.1 | 497 | ▲21 | 23:13.0 |     |
| 477 | Xavier Howard        | 12 | Owasso              | 7:30.7 | 508 | ▲31 | 23:14.4 |     |
| 478 | Jose Llanito         | 10 | Springdale          | 6:54.9 | 418 | ▼60 | 23:15.8 | 325 |



# Chile Pepper Cross Country Festival

Agri Park  
Fayetteville, AR - University of Arkansas  
October 1-2, 2021



|     |                    |    |                     |        |     |     |         |     |
|-----|--------------------|----|---------------------|--------|-----|-----|---------|-----|
| 479 | Joaquin Martinez   | 10 | Springdale          | 7:15.5 | 477 | ▼2  | 23:16.7 | 326 |
| 480 | Jacob Hook         | 9  | Broken Arrow        | 7:06.7 | 454 | ▼26 | 23:16.8 |     |
| 481 | Ben Campbell       | 9  | Owasso              | 7:36.3 | 520 | ▲39 | 23:18.0 |     |
| 482 | William Fuendeling | 11 | Haas Hall Academy   | 7:12.0 | 466 | ▼16 | 23:20.1 | 327 |
| 483 | Nolan Hatfield     | 9  | Tahlequah           | 7:23.7 | 496 | ▲13 | 23:20.6 | 328 |
| 484 | Baylor Ward        | 11 | Skiatook            | 7:04.2 | 450 | ▼34 | 23:20.7 | 329 |
| 485 | Eli Munson         | 11 | Harding Charter-OKC | 7:03.1 | 448 | ▼37 | 23:21.7 |     |
| 486 | Isaac Weaver       | 12 | Kingston (AR)       | 6:57.9 | 431 | ▼55 | 23:22.3 |     |
| 487 | Landon Hinkle      | 9  | Broken Arrow        | 7:01.2 | 440 | ▼47 | 23:23.5 |     |
| 488 | Kai Yagami         | 9  | Bixby               | 7:17.5 | 481 | ▼7  | 23:24.4 | 330 |
| 489 | Wilder Collins     | 9  | Owasso              | 7:36.0 | 518 | ▲29 | 23:26.2 |     |
| 490 | Josh Anderson      | 12 | Jenks               | 7:37.6 | 522 | ▲32 | 23:30.0 |     |
| 491 | Jaren Seward       | 10 | Farmington          | 7:21.4 | 492 | ▲1  | 23:31.6 |     |
| 492 | Pablo Ochoa        | 12 | Farmington          | 6:52.0 | 408 | ▼84 | 23:31.7 |     |
| 493 | William Bowles     | 10 | Siloam Springs      | 7:18.5 | 485 | ▼8  | 23:33.5 |     |
| 494 | Oliver Bradley     | 9  | Strafford           | 7:12.1 | 467 | ▼27 | 23:36.3 |     |
| 495 | James Hyde         | 12 | Blue Eye            | 7:25.8 | 501 | ▲6  | 23:37.6 |     |
| 496 | Bradon Campbell    | 9  | Bridgeland          | 7:13.6 | 472 | ▼24 | 23:39.0 |     |
| 497 | Isaac Murphy       | 10 | Har-Ber             | 7:07.2 | 455 | ▼42 | 23:43.7 |     |
| 498 | Kyle Fritts        | 10 | Huntsville          | 7:21.2 | 490 | ▼8  | 23:43.8 | 331 |
| 499 | Mikah Barnhart     | 12 | Providence Class    | 7:23.6 | 495 | ▼4  | 23:44.0 |     |
| 500 | Jakob Cox          | 11 | Gentry              | 7:14.2 | 474 | ▼26 | 23:46.0 |     |
| 501 | Dominik Mason      | 10 | Har-Ber             | 7:07.2 | 455 | ▼46 | 23:47.5 |     |
| 502 | Ben Alford         | 10 | Strafford           | 7:34.1 | 512 | ▲10 | 23:51.2 |     |
| 503 | Jax Ward           | 11 | Skiatook            | 7:24.5 | 498 | ▼5  | 23:51.9 |     |
| 504 | Linus Huang        | 9  | Bixby               | 7:17.6 | 482 | ▼22 | 23:54.1 |     |
| 505 | Rayden Laird       | 10 | Fort Smith South    | 7:41.7 | 528 | ▲23 | 23:54.5 |     |
| 506 | Isaac Cruz         | 10 | Pea Ridge           | 7:34.1 | 512 | ▲6  | 23:54.8 |     |
| 507 | Jayden Reed        | 9  | Ozark Catholic      | 7:12.5 | 470 | ▼37 | 24:00.6 |     |
| 508 | Thomas Strauss     | 9  | OK Christian HS     |        |     |     | 24:00.7 | 332 |
| 509 | Francisco Almaraz  | 9  | Northside           | 7:55.3 | 539 | ▲30 | 24:00.8 |     |
| 510 | Mason Record       | 10 | Genoa Central       | 7:31.9 | 509 | ▼1  | 24:02.5 | 333 |
| 511 | Kyle Urban         | 12 | Har-Ber             | 7:38.7 | 524 | ▲13 | 24:05.2 |     |
| 512 | Drake Satterwhite  | 10 | Pea Ridge           | 7:40.6 | 526 | ▲14 | 24:05.7 |     |
| 513 | Kenry Gaspar       | 12 | Green Forest        | 7:18.9 | 488 | ▼25 | 24:06.4 |     |
| 514 | Justin Ross        | 10 | Genoa Central       | 7:36.5 | 521 | ▲7  | 24:08.3 | 334 |
| 515 | Vic Roberts        | 10 | OK Christian HS     |        |     |     | 24:10.9 | 335 |



# Chile Pepper Cross Country Festival

Agri Park  
Fayetteville, AR - University of Arkansas  
October 1-2, 2021




|     |                    |    |                     |        |     |      |         |     |
|-----|--------------------|----|---------------------|--------|-----|------|---------|-----|
| 516 | Rustin Shirley     | 11 | Siloam Springs      | 7:42.0 | 529 | ▲13  | 24:11.6 |     |
| 517 | Cody Arnold        | 10 | Broken Arrow        | 7:52.1 | 537 | ▲20  | 24:13.1 |     |
| 518 | Manuel Ruiz Lipe   | 10 | Poteau              | 7:29.7 | 506 | ▼12  | 24:24.7 |     |
| 519 | Diego Reynoso      | 11 | Gentry              | 6:59.7 | 434 | ▼85  | 24:27.5 |     |
| 520 | Dallin Jensen      | 10 | Bentonville         | 7:34.7 | 514 | ▼6   | 24:28.7 |     |
| 521 | Emiliano Picazo    | 11 | Northside           | 7:55.7 | 540 | ▲19  | 24:30.1 |     |
| 522 | Asher Dunn         | 10 | Poteau              | 7:48.7 | 535 | ▲13  | 24:33.6 |     |
| 523 | Jesus Lopez        | 12 | Prairie Grove       | 7:39.0 | 525 | ▲2   | 24:36.6 | 336 |
| 524 | Evan Moore         | 10 | Huntsville          | 7:32.0 | 510 | ▼14  | 24:38.3 | 337 |
| 525 | Brady Huguely      | 9  | Owasso              | 7:57.3 | 543 | ▲18  | 24:39.5 |     |
| 526 | Kai Brinton        | 11 | Blue Eye            | 7:25.3 | 500 | ▼26  | 24:41.9 |     |
| 527 | Halen Mixon        | 11 | Elkins              | 8:15.1 | 555 | ▲28  | 24:44.5 |     |
| 528 | Garrett Ripp       | 9  | Strafford           | 7:43.0 | 531 | ▲3   | 24:48.6 |     |
| 529 | Jack Chambard      | 9  | Bridgeland          | 8:03.5 | 549 | ▲20  | 24:53.4 |     |
| 530 | Matthew Devick     | 10 | Huntsville          | 7:32.2 | 511 | ▼19  | 24:55.8 | 338 |
| 531 | Mason Criswell     | 10 | Founders Classical  | 8:01.5 | 546 | ▲15  | 24:59.0 | 339 |
| 532 | Jacob Werschky     | 9  | Fort Smith South    | 7:40.7 | 527 | ▼5   | 24:59.1 |     |
| 533 | Jake Estes         | 11 | Ozark Catholic      | 7:44.1 | 532 | ▼1   | 24:59.6 |     |
| 534 | Phoenix Edmisson   | 11 | Pea Ridge           | 6:28.0 | 305 | ▼229 | 25:00.4 |     |
| 535 | Brett West         | 10 | Elkins              | 8:15.1 | 555 | ▲20  | 25:02.7 |     |
| 536 | Yehzmond Harris    | 9  | Northside           | 7:57.0 | 542 | ▲6   | 25:08.6 |     |
| 537 | Augest Biggs       | 12 | Harding Charter-OKC | 7:15.2 | 475 | ▼62  | 25:08.7 |     |
| 538 | Nick Silva         | 9  | Poteau              | 8:12.2 | 553 | ▲15  | 25:15.6 |     |
| 539 | Nathan Thurstenson | 12 | Siloam Springs      | 7:35.6 | 516 | ▼23  | 25:17.2 |     |
| 540 | Carson Stell       | 12 | Gentry              | 7:15.7 | 478 | ▼62  | 25:19.0 |     |
| 541 | Easton Deyoe       | 12 | Jenks               | 7:37.8 | 523 | ▼18  | 25:19.8 |     |
| 542 | Jude Haines        | 10 | Prism Education     | 7:35.8 | 517 | ▼25  | 25:29.0 |     |
| 543 | Luke Culwell       | 9  | Poteau              | 8:33.9 | 564 | ▲21  | 25:29.9 |     |
| 544 | Jonah Hoang        | 10 | Fort Smith South    | 7:24.6 | 499 | ▼45  | 25:31.5 |     |
| 545 | Bryan Williams     | 9  | Northside           | 8:14.1 | 554 | ▲9   | 25:36.3 |     |
| 546 | Matthew McMakin    | 11 | Haas Hall Academy   | 7:08.5 | 458 | ▼88  | 25:39.1 |     |
| 547 | Tristan Jones      | 12 | Fort Smith South    | 7:03.2 | 449 | ▼98  | 25:46.1 |     |
| 548 | Luke Paulus        | 9  | Fort Smith South    | 8:18.3 | 558 | ▲10  | 25:46.6 |     |
| 549 | Cooper Stuever     | 10 | Skiatook            | 7:56.4 | 541 | ▼8   | 25:49.0 |     |
| 550 | Nathan Ross        | 11 | Berryville          | 7:27.7 | 502 | ▼48  | 25:50.1 |     |
| 551 | Blaine Roberson    | 10 | Valley Springs      | 7:35.1 | 515 | ▼36  | 25:50.5 | 340 |
| 552 | Carson Lane        | 10 | Northside           | 7:42.1 | 530 | ▼22  | 26:01.9 |     |



# Chile Pepper Cross Country Festival

Agri Park  
Fayetteville, AR - University of Arkansas  
October 1-2, 2021



|     |                       |    |                     |        |     |      |         |     |
|-----|-----------------------|----|---------------------|--------|-----|------|---------|-----|
| 553 | Grant Mohler          | 9  | Bixby               | 8:08.9 | 552 | ▼1   | 26:02.1 |     |
| 554 | Steven Massey         | 9  | Parkview            | 8:20.5 | 560 | ▲6   | 26:03.7 |     |
| 555 | Jonathan Rosas        | 12 | Fort Smith South    | 7:21.3 | 491 | ▼64  | 26:12.7 |     |
| 556 | Landon Leeds          | 11 | Clarksville         | 7:36.0 | 518 | ▼38  | 26:15.0 | 341 |
| 557 | Sean Williams         | 10 | Antonian White      | 8:06.4 | 551 | ▼6   | 26:17.5 |     |
| 558 | Brandon Burkholder    | 10 | Bridgeland          | 8:03.4 | 548 | ▼10  | 26:24.2 |     |
| 559 | Christian Walker      | 9  | Parkview            | 7:59.5 | 545 | ▼14  | 26:31.3 |     |
| 560 | Nicholas Watkins      | 12 | Fort Smith South    | 7:17.2 | 480 | ▼80  | 26:33.7 |     |
| 561 | Patrick Rhein         | 12 | Bixby               | 8:02.8 | 547 | ▼14  | 26:42.9 |     |
| 562 | Mikel Piedra          | 10 | Har-Ber             | 6:53.6 | 415 | ▼147 | 27:07.2 |     |
| 563 | Jackson Call          | 12 | Genoa Central       | 8:05.1 | 550 | ▼13  | 27:18.1 |     |
| 564 | Davis Tenney          | 10 | Pea Ridge           | 7:53.1 | 538 | ▼26  | 27:42.5 |     |
| 565 | Preston Hobson        | 9  | Casady School       | 8:37.3 | 565 | —    | 27:53.2 | 342 |
| 566 | Wyatt Henderson       | 9  | Skiatook            | 7:58.7 | 544 | ▼22  | 27:58.1 |     |
| 567 | Daniel Perez          | 9  | Antonian White      | 7:48.3 | 534 | ▼33  | 28:00.1 |     |
| 568 | William Thomas        | 10 | Northside           | 8:19.4 | 559 | ▼9   | 28:01.5 |     |
| 569 | Evan Austin           | 9  | Poteau              | 8:33.1 | 563 | ▼6   | 28:06.6 |     |
| 570 | Trevor Tompkins       | 12 | Springdale          | 8:22.8 | 561 | ▼9   | 28:27.3 | 343 |
| 571 | Krishen Raju          | 9  | Casady School       | 8:16.7 | 557 | ▼14  | 28:28.3 | 344 |
| 572 | Justin McCullough     | 12 | Blue Eye            | 9:11.3 | 573 | ▲1   | 28:29.9 |     |
| 573 | Maximus Mobley-Benton | 10 | Parkview            | 8:46.3 | 568 | ▼5   | 28:41.0 |     |
| 574 | Matthew Dickson       | 9  | West Plains         | 8:39.3 | 566 | ▼8   | 29:00.4 |     |
| 575 | AJ Covey              | 9  | Harding Charter-OKC | 8:55.0 | 569 | ▼6   | 29:37.0 |     |
| 576 | Logan Farmer          | 11 | Prairie Grove       | 9:06.9 | 571 | ▼5   | 29:42.4 | 345 |
| 577 | Winston Fairchild     | 10 | Valley Springs      | 8:40.0 | 567 | ▼10  | 29:44.8 | 346 |
| 578 | Abraham Rodriguez     | 10 | Northside           | 8:29.3 | 562 | ▼16  | 30:21.7 |     |
| 579 | Justin Dispain        | 10 | Skiatook            | 9:04.4 | 570 | ▼9   | 30:24.1 |     |
| 580 | Austin Britton        | 10 | Owasso              | 9:09.7 | 572 | ▼8   | 31:34.7 |     |
| 581 | James Jacobs          | 9  | Tahlequah           | 9:19.9 | 574 | ▼7   | 32:44.8 | 347 |
| 582 | Jesse Velazquez       | 9  | Northside           |        |     |      | 36:40.4 |     |
| 583 | Liam Vanderhorn       | 10 | Prairie Grove       |        |     |      | 38:16.1 |     |





# Chile Pepper Cross Country Festival

Agri Park  
Fayetteville, AR - University of Arkansas  
October 1-2, 2021




## Boys Open 5k Team Scores

| Rnk | Team   | Total | R1 | R2 | R3  | R4  | R5  | R6  | R7  |
|-----|--|-------|----|----|-----|-----|-----|-----|-----|
| 1   | <b>Antonian College Red</b><br><i>Total Time: 1:24:23.20</i><br><i>Average: 16:52.64</i> | 30    | 1  | 3  | 5   | 10  | 11  | 21  | 50  |
| 2   | <b>Fayetteville</b><br><i>Total Time: 1:28:06.60</i><br><i>Average: 17:37.32</i>         | 111   | 9  | 12 | 13  | 32  | 45  | 46  | 69  |
| 3   | <b>Bentonville</b><br><i>Total Time: 1:28:57.40</i><br><i>Average: 17:47.48</i>          | 149   | 7  | 27 | 33  | 39  | 43  | 91  | 106 |
| 4   | <b>Festus</b><br><i>Total Time: 1:29:08.70</i><br><i>Average: 17:49.74</i>               | 159   | 14 | 17 | 35  | 41  | 52  | 71  | 110 |
| 5   | <b>Grapevine</b><br><i>Total Time: 1:29:49.40</i><br><i>Average: 17:57.88</i>            | 211   | 19 | 22 | 36  | 59  | 75  | 99  | 101 |
| 6   | <b>Mustang</b><br><i>Total Time: 1:29:48.60</i><br><i>Average: 17:57.72</i>              | 217   | 8  | 26 | 37  | 66  | 80  | 81  | 86  |
| 7   | <b>Owasso</b><br><i>Total Time: 1:30:19.50</i><br><i>Average: 18:03.90</i>               | 244   | 20 | 24 | 48  | 55  | 97  | 108 | 113 |
| 8   | <b>Rogers</b><br><i>Total Time: 1:30:30.50</i><br><i>Average: 18:06.10</i>               | 252   | 18 | 47 | 56  | 64  | 67  | 104 | 115 |
| 9   | <b>Kirkwood</b><br><i>Total Time: 1:30:35.20</i><br><i>Average: 18:07.04</i>             | 269   | 15 | 40 | 54  | 73  | 87  | 112 | 139 |
| 10  | <b>Eudora</b><br><i>Total Time: 1:30:20.10</i><br><i>Average: 18:04.02</i>               | 299   | 4  | 44 | 53  | 70  | 128 | 131 | 140 |
| 11  | <b>Bridgeland</b><br><i>Total Time: 1:31:40.70</i><br><i>Average: 18:20.14</i>           | 339   | 29 | 58 | 62  | 83  | 107 | 125 | 127 |
| 12  | <b>Bentonville West</b><br><i>Total Time: 1:31:52.50</i><br><i>Average: 18:22.50</i>     | 349   | 31 | 51 | 61  | 65  | 141 | 144 | 305 |
| 13  | <b>Colleyville Heritage</b><br><i>Total Time: 1:32:47.20</i><br><i>Average: 18:33.44</i> | 423   | 49 | 68 | 85  | 95  | 126 | 129 | 133 |
| 14  | <b>Pea Ridge</b><br><i>Total Time: 1:33:34.00</i><br><i>Average: 18:42.80</i>            | 474   | 30 | 42 | 94  | 142 | 166 | 180 | 224 |
| 15  | <b>Westmoore</b><br><i>Total Time: 1:34:16.00</i><br><i>Average: 18:51.20</i>            | 528   | 82 | 89 | 103 | 118 | 136 | 157 | 238 |



# Chile Pepper Cross Country Festival

Agri Park  
Fayetteville, AR - University of Arkansas  
October 1-2, 2021



|    |  |     |     |     |     |     |     |     |     |
|----|--|-----|-----|-----|-----|-----|-----|-----|-----|
| 16 | <b>Jenks</b><br>Total Time: 1:34:12.80<br>Average: 18:50.56                  | 531 | 16  | 100 | 134 | 138 | 143 | 167 | 173 |
| 17 | <b>Green Forest</b><br>Total Time: 1:34:50.00<br>Average: 18:58.00           | 558 | 38  | 72  | 96  | 119 | 233 | 258 | 263 |
| 18 | <b>Poteau</b><br>Total Time: 1:35:06.10<br>Average: 19:01.22                 | 574 | 25  | 60  | 148 | 159 | 182 | 210 | 219 |
| 19 | <b>Broken Arrow</b><br>Total Time: 1:35:04.00<br>Average: 19:00.80           | 581 | 93  | 105 | 109 | 123 | 151 | 177 | 206 |
| 20 | <b>Farmington</b><br>Total Time: 1:35:48.90<br>Average: 19:09.78             | 632 | 77  | 78  | 114 | 165 | 198 | 213 | 228 |
| 21 | <b>West Fork</b><br>Total Time: 1:36:18.00<br>Average: 19:15.60              | 661 | 84  | 102 | 130 | 170 | 175 | 208 | 249 |
| 22 | <b>Mountain Home</b><br>Total Time: 1:36:30.50<br>Average: 19:18.10          | 682 | 90  | 124 | 150 | 158 | 160 | 247 | 252 |
| 23 | <b>Har-Ber</b><br>Total Time: 1:36:41.10<br>Average: 19:20.22                | 693 | 79  | 120 | 121 | 152 | 221 | 242 | 243 |
| 24 | <b>Clarksville</b><br>Total Time: 1:37:37.40<br>Average: 19:31.48            | 739 | 6   | 34  | 169 | 234 | 296 | 341 |     |
| 25 | <b>Edmond Santa Fe</b><br>Total Time: 1:37:42.50<br>Average: 19:32.50        | 749 | 57  | 135 | 181 | 185 | 191 | 196 |     |
| 26 | <b>Rogers Heritage</b><br>Total Time: 1:38:33.50<br>Average: 19:42.70        | 807 | 76  | 98  | 155 | 188 | 290 | 294 | 303 |
| 27 | <b>Harding Charter-OKC</b><br>Total Time: 1:37:48.20<br>Average: 19:33.64    | 830 | 2   | 162 | 186 | 223 | 257 | 312 | 316 |
| 28 | <b>Siloam Springs</b><br>Total Time: 1:39:14.70<br>Average: 19:50.94         | 858 | 92  | 111 | 174 | 203 | 278 | 280 | 282 |
| 29 | <b>Antonian College White</b><br>Total Time: 1:39:56.50<br>Average: 19:59.30 | 905 | 149 | 178 | 179 | 184 | 215 | 225 | 232 |
| 30 | <b>Ozark Catholic</b><br>Total Time: 1:40:21.60<br>Average: 20:04.32         | 930 | 63  | 164 | 218 | 231 | 254 | 279 | 283 |
| 31 | <b>Willard</b><br>Total Time: 1:40:15.10<br>Average: 20:03.02                | 933 | 122 | 183 | 205 | 207 | 216 | 236 | 264 |
| 32 | <b>Northside</b><br>Total Time: 1:40:37.60<br>Average: 20:07.52              | 947 | 28  | 199 | 226 | 227 | 267 | 269 | 302 |



# Chile Pepper Cross Country Festival

Agri Park  
Fayetteville, AR - University of Arkansas  
October 1-2, 2021



|    |   |      |     |     |     |     |     |     |     |
|----|---|------|-----|-----|-----|-----|-----|-----|-----|
| 33 | <b>Bishop McGuinness</b><br><i>Total Time: 1:41:06.10</i><br><i>Average: 20:13.22</i>     | 983  | 172 | 187 | 200 | 202 | 222 | 246 | 270 |
| 34 | <b>Haas Hall Academy</b><br><i>Total Time: 1:42:04.30</i><br><i>Average: 20:24.86</i>     | 1027 | 23  | 163 | 274 | 276 | 291 | 307 | 327 |
| 35 | <b>Liberty North</b><br><i>Total Time: 1:42:00.70</i><br><i>Average: 20:24.14</i>         | 1035 | 132 | 168 | 214 | 256 | 265 | 295 |     |
| 36 | <b>Bixby</b><br><i>Total Time: 1:42:20.10</i><br><i>Average: 20:28.02</i>                 | 1048 | 117 | 153 | 255 | 261 | 262 | 285 | 330 |
| 37 | <b>Strafford</b><br><i>Total Time: 1:42:14.40</i><br><i>Average: 20:26.88</i>             | 1055 | 171 | 195 | 204 | 217 | 268 | 299 | 321 |
| 38 | <b>Founders Classical</b><br><i>Total Time: 1:42:40.30</i><br><i>Average: 20:32.06</i>    | 1055 | 74  | 145 | 239 | 288 | 309 | 339 |     |
| 39 | <b>Fort Smith Southside</b><br><i>Total Time: 1:42:26.50</i><br><i>Average: 20:29.30</i>  | 1062 | 176 | 192 | 193 | 250 | 251 | 281 | 284 |
| 40 | <b>Airline</b><br><i>Total Time: 1:43:00.10</i><br><i>Average: 20:36.02</i>               | 1093 | 116 | 190 | 230 | 271 | 286 | 293 |     |
| 41 | <b>Oklahoma Christian HS</b><br><i>Total Time: 1:43:32.00</i><br><i>Average: 20:42.40</i> | 1134 | 88  | 240 | 244 | 273 | 289 | 332 | 335 |
| 42 | <b>Prairie Grove</b><br><i>Total Time: 1:44:26.20</i><br><i>Average: 20:53.24</i>         | 1146 | 137 | 146 | 241 | 308 | 314 | 336 | 345 |
| 43 | <b>Nevada (MO)</b><br><i>Total Time: 1:44:07.20</i><br><i>Average: 20:49.44</i>           | 1157 | 189 | 194 | 229 | 235 | 310 | 315 |     |
| 44 | <b>Genoa Central</b><br><i>Total Time: 1:44:41.50</i><br><i>Average: 20:56.30</i>         | 1207 | 201 | 211 | 220 | 277 | 298 | 333 | 334 |
| 45 | <b>Skiatook</b><br><i>Total Time: 1:46:14.20</i><br><i>Average: 21:14.84</i>              | 1262 | 154 | 245 | 248 | 304 | 311 | 318 | 329 |
| 46 | <b>Kingston (AR)</b><br><i>Total Time: 1:46:11.30</i><br><i>Average: 21:14.26</i>         | 1279 | 197 | 212 | 272 | 297 | 301 | 306 | 324 |
| 47 | <b>Huntsville</b><br><i>Total Time: 1:47:44.60</i><br><i>Average: 21:32.92</i>            | 1310 | 161 | 260 | 266 | 292 | 331 | 337 | 338 |
| 48 | <b>Springdale</b><br><i>Total Time: 1:47:27.40</i><br><i>Average: 21:29.48</i>            | 1321 | 209 | 253 | 259 | 275 | 325 | 326 | 343 |
| 49 | <b>Tahlequah</b><br><i>Total Time: 1:58:38.60</i><br><i>Average: 23:43.72</i>             | 1368 | 156 | 237 | 300 | 328 | 347 |     |     |
| 50 | <b>Valley Springs</b>   | 1440 | 147 | 287 | 320 | 340 | 346 |     |     |



# Chile Pepper Cross Country Festival

Agri Park  
Fayetteville, AR - University of Arkansas  
October 1-2, 2021



---

Total Time: 1:59:36.20

Average: 23:55.24

---

|    |                      |      |     |     |     |     |     |     |     |
|----|----------------------|------|-----|-----|-----|-----|-----|-----|-----|
| 51 | <b>Casady School</b> | 1594 | 313 | 317 | 319 | 322 | 323 | 342 | 344 |
|----|----------------------|------|-----|-----|-----|-----|-----|-----|-----|

Total Time: 1:54:16.10

Average: 22:51.22

---